

A47 Blofield to North Burlingham Dualling

Scheme Number: TR010040

Volume 2 2.3 Works Plans

APFP Regulation 5(2)(j)

Planning Act 2008

Infrastructure Planning (Applications: Prescribed
Forms and Procedure) Regulations 2009

December 2020

Infrastructure Planning

Planning Act 2008

**The Infrastructure Planning
(Applications: Prescribed Forms and
Procedure) Regulations 2009**

A47 Blofield to North Burlingham
Development Consent Order 202[x]

WORKS PLANS

Regulation Number:	Regulation 5(2)(j)
Planning Inspectorate Scheme Reference	TR010040
Application Document Reference	2.3
BIM Document Reference	PCF STAGE 3 HE551490-GTY-LSI-000-RP-TX-30024 P01
Author:	A47 Blofield to North Burlingham Dualling Project Team, Highways England

Version	Date	Status of Version
Rev 0	December 2020	Application Issue

CONTENTS

1	INTRODUCTION.....	1
1.1	Purpose of this Document.....	1
2	SCHEDULE OF PLANS INCLUDED IN THIS APPLICATION DOCUMENT	2

1 INTRODUCTION

1.1 Purpose of this Document

- 1.1.1 These Works Plans (these “Plans”) relate to an application made by Highways England (the “Applicant”) to the Secretary of State for Transport, via the Planning Inspectorate (the “Inspectorate”) under the Planning Act 2008 (the “2008 Act”) for a Development Consent Order (DCO). If made, the DCO would grant consent for the A47 Blofield to North Burlingham Scheme (the “Scheme”).
- 1.1.2 The Scheme comprises the alteration of an existing highway by way of an upgrade to an existing 2.6km of single carriageway between Blofield and North Burlingham. It will create a new dual carriageway, to improve traffic flow and reduce congestion on the route. A detailed description of the Scheme can be found in Chapter 2: The Proposed Scheme of the Environmental Statement (ES) (**TR010040/APP/6.1**). These Plans cover the Scheme in its entirety.
- 1.1.3 These Plans comprise part of a suite of application documentation and are included in the application for a DCO in compliance with Regulation 5(2)(j) of the Infrastructure Planning (Applications: Prescribed Forms and Procedure) Regulations 2009 (the “2009 Regulations”) which requires:
- (j) *“a work plan showing, in relation to the existing features –*
 - i. the proposed location or (for a linear scheme) the proposed route and alignment of the development and works; and*
 - ii. the limits within which the development and works may be carried out and any limits of deviation provided for in the draft order”.*
- 1.1.4 These Plans are also being submitted under Regulation 5(4) of the 2009 Regulations which states:
- “5(4) “where a plan comprises three or more separate sheets a key plan must be provided showing the relationship between the different sheets”.*
- 1.1.5 As these Plans are part of the application documentation, they should be read alongside and are informed by the other application documentation. In particular, these Plans should be read alongside Schedule 1 of the Draft DCO (**TR010040/APP/3.1**).

2 SCHEDULE OF PLANS INCLUDED IN THIS APPLICATION DOCUMENT

Drawing Title	Drawing Number	Revision
Works Plans – Regulation 5(2)(j) Key Plan	HE551490-GTY-LSI-000-DR-ZL-30000	P01
Works Plans – Regulation 5(2)(j) Sheet 1 of 8	HE551490-GTY-LSI-000-DR-ZL-30001	P01
Works Plans – Regulation 5(2)(j) Sheet 2 of 8	HE551490-GTY-LSI-000-DR-ZL-30002	P01
Works Plans – Regulation 5(2)(j) Sheet 3 of 8	HE551490-GTY-LSI-000-DR-ZL-30003	P01
Works Plans – Regulation 5(2)(j) Sheet 4 of 8	HE551490-GTY-LSI-000-DR-ZL-30004	P01
Works Plans – Regulation 5(2)(j) Sheet 5 of 8	HE551490-GTY-LSI-000-DR-ZL-30005	P01
Works Plans – Regulation 5(2)(j) Sheet 6 of 8	HE551490-GTY-LSI-000-DR-ZL-30006	P01
Works Plans – Regulation 5(2)(j) Sheet 7 of 8	HE551490-GTY-LSI-000-DR-ZL-30007	P01
Works Plans – Regulation 5(2)(j) Sheet 8 of 8	HE551490-GTY-LSI-000-DR-ZL-30008	P01

NOTES

Purpose of use



FOR DCO SUBMISSION

Development Consent Order Number / Document

TR010040/APP/2.3

- ALL DIMENSIONS ARE IN METRES UNLESS STATED OTHERWISE.
- THESE PLANS SHOULD BE READ IN CONJUNCTION WITH OTHER PLANS AND DOCUMENTS IN THE DEVELOPMENT CONSENT ORDER, IN PARTICULAR THE BOOK OF REFERENCE.

KEY TO SYMBOLS

-  ORDER LIMITS
-  AREA EXCLUDED FROM ORDER LIMITS

P01	09/12/20	FOR DCO SUBMISSION	BSim	PE	SMay
REV	DATE	REVISION NOTE	ORG	CHKD	APPD

DESIGNER



CONTRACTOR



CLIENT



PROJECT TITLE
A7 BLOFIELD TO NORTH BURLINGHAM DUALLING

PROJECT STAGE
PCF STAGE 3

DRAWING TITLE
**WORKS PLANS
 REGULATION 5(2)(j)
 KEY PLAN**

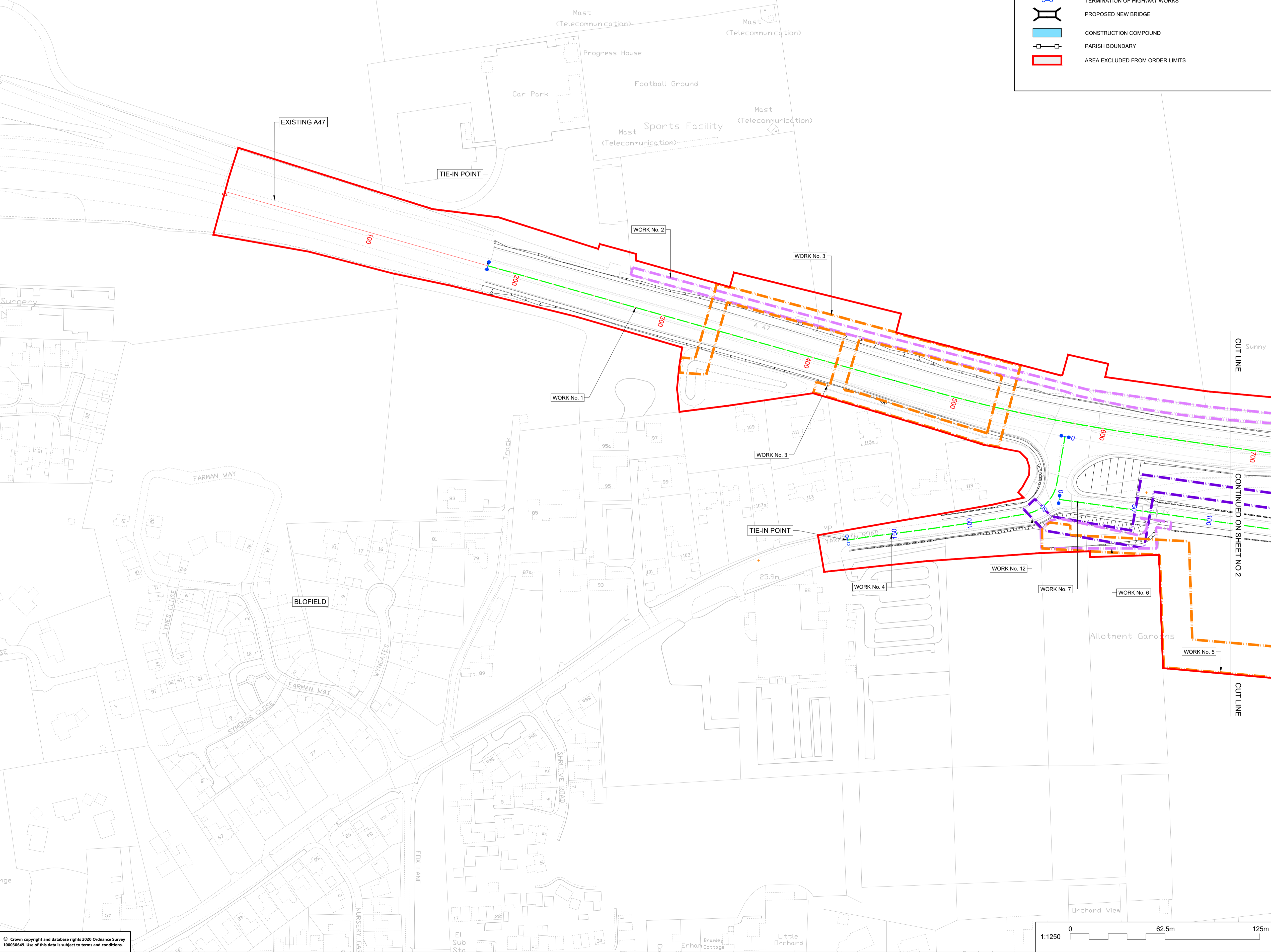
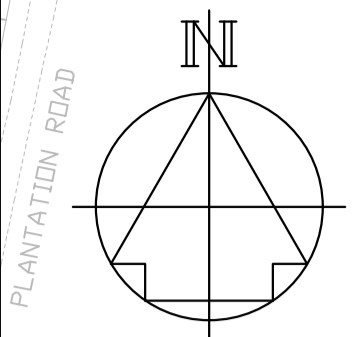
SUITABILITY
SUITABLE FOR INFORMATION

SHEET SIZE	SCALE	STATUS	REVISION
A1	1:10000	S2	P01

DRAWING NUMBER
HE551490-GTY-LSI-000-DR-ZL-30000



This drawing should not be relied on or used in circumstances other than those for which it was originally prepared and for which Sweco UK Ltd was commissioned. Sweco UK Ltd accepts no responsibility for this drawing to any party other than the person by whom it was commissioned. This drawing has been prepared on behalf of Galliford Try by Sweco UK Ltd for the titled project or named part thereof and should not be relied upon or used for any other project without an independent check being carried out as to its suitability and prior written authority of Galliford Try being obtained. Sweco UK Ltd accepts no responsibility or liability for the consequences of this drawing being used for a purpose other than the purposes for which it was commissioned. Any person using or relying on this drawing for such other purpose agrees, and will by such use or reliance be taken to confirm his/her agreement, to indemnify Sweco UK Ltd for all loss or damage resulting therefrom.



KEY:

- ORDER LIMITS
- SCHEME LAYOUT
- WORK CENTRELINE
- NON HIGHWAY WORKS LIMIT OF DEVIATION (DIFFERENT COLOURS ARE PROVIDED ONLY TO DIFFERENTIATE BETWEEN OVERLAPPING LIMITS)
- COMMENCEMENT OF HIGHWAY WORKS
- TERMINATION OF HIGHWAY WORKS
- PROPOSED NEW BRIDGE
- CONSTRUCTION COMPOUND
- PARISH BOUNDARY
- AREA EXCLUDED FROM ORDER LIMITS

NOTES

Purpose of use
FOR DCO SUBMISSION

Development Consent Order Number / Document
TR010040/APP/2.3

1. THESE PLANS SHOULD BE READ IN CONJUNCTION WITH SCHEDULE 1 (AUTHORISED DEVELOPMENT) TO THE DEVELOPMENT CONSENT ORDER (APPLICATION DOCUMENT REFERENCE TR010040/APP/3.1), THE LAND PLANS (APPLICATION DOCUMENT REFERENCE TR010040/APP/2.2 AND THE ENGINEERING DRAWINGS AND SECTIONS (APPLICATION DOCUMENT REFERENCE TR010040/APP/2.5).
2. THE PROPOSED WORKS WILL BE SUBJECT TO DETAILED DESIGN DEVELOPMENT. ANY CHANGES WILL BE LIMITED TO BEING WITHIN THE ORDER LIMITS OR THE RELEVANT LIMITS OF DEVIATION WHERE NOT COINCIDENT WITH THE ORDER LIMITS AND SUBJECT TO THE REQUIREMENTS OF SCHEDULE 2 TO THE DEVELOPMENT CONSENT ORDER (APPLICATION DOCUMENT REFERENCE TR010040/APP/3.1).

P01	09/12/20	FOR DCO SUBMISSION	BSim	PE	SMay
REV	DATE	REVISION NOTE	ORG	CHKD	APPD

DESIGNER



CONTRACTOR

CLIENT

PROJECT TITLE
A47 BLOFIELD TO NORTH BURLINGHAM DUALLING

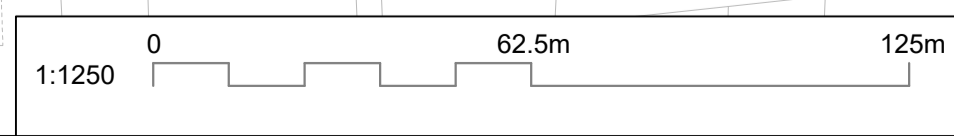
PROJECT STAGE
PCF STAGE 3

DRAWING TITLE
**WORKS PLANS
REGULATION 5(2)(j)
SHEET 1 OF 8**

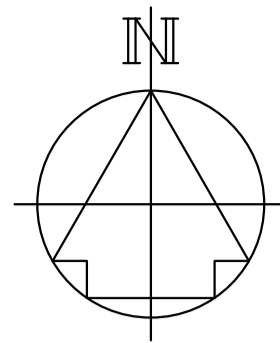
SUITABILITY
SUITABLE FOR INFORMATION

SHEET SIZE A3	SCALE 1:1250	STATUS S2	REVISION P01
DRAWING NUMBER HE551490-GTY-LSI-000-DR-ZL-30001			

© Crown copyright and database rights 2020 Ordnance Survey 100030445. Use of this data is subject to terms and conditions.



This drawing should not be relied on or used in circumstances other than those for which it was originally prepared and for which Sweco UK Ltd was commissioned. Sweco UK Ltd accepts no responsibility for this drawing to any party other than the person by whom it was commissioned. This drawing has been prepared on behalf of Galliford Try by Sweco UK Ltd for the titled project or named part thereof and should not be relied upon or used for any other project without an independent check being carried out as to its suitability and prior written authority of Galliford Try being obtained. Sweco UK Ltd accepts no responsibility or liability for the consequences of this drawing being used for a purpose other than the purposes for which it was commissioned. Any person using or relying on this drawing for such other purpose agrees, and will by such use or reliance be taken to confirm his/her agreement, to indemnify Sweco UK Ltd for all loss or damage resulting therefrom.



KEY:

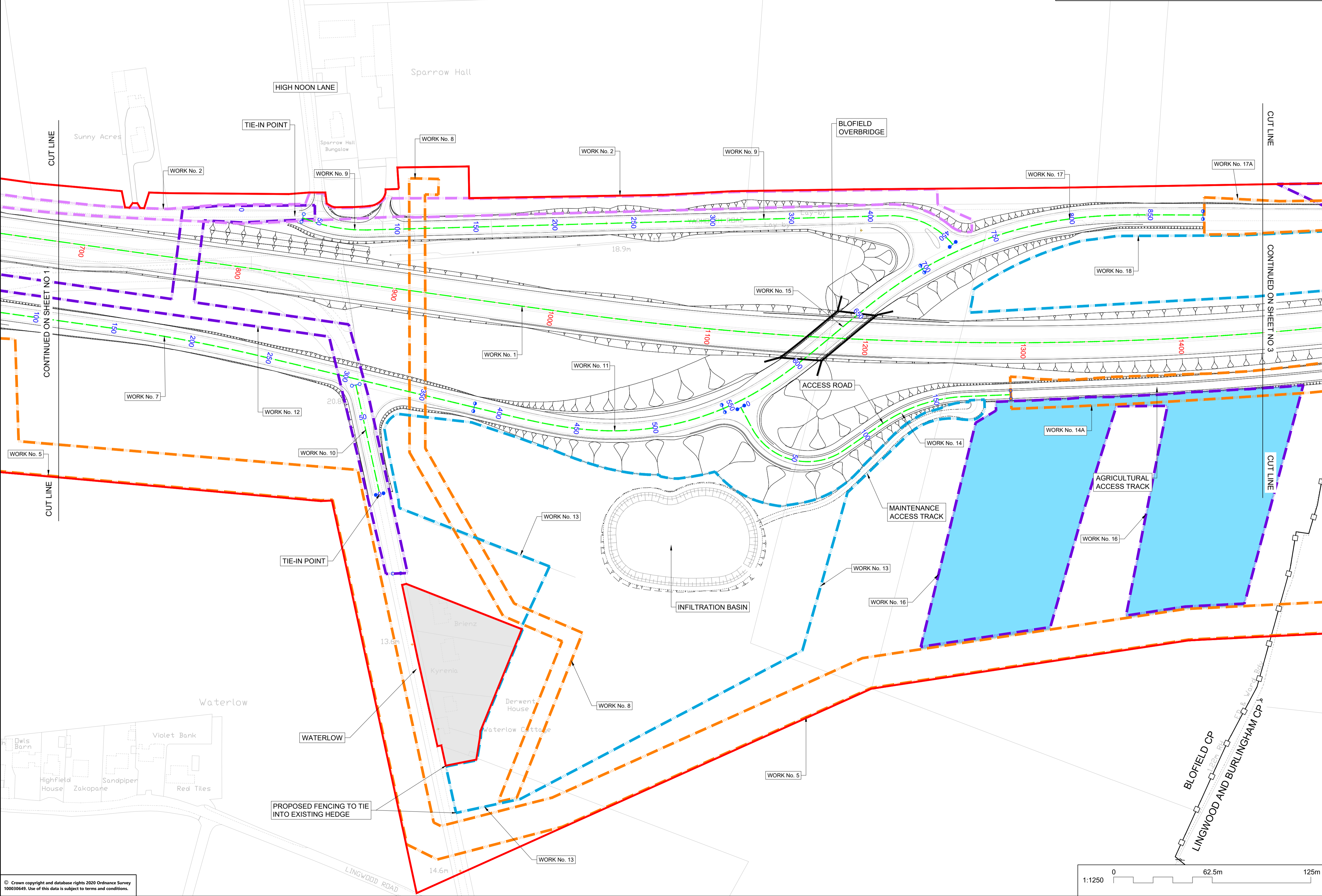
- ORDER LIMITS
- SCHEME LAYOUT
- WORK CENTRELINE
- NON HIGHWAY WORKS LIMIT OF DEVIATION (DIFFERENT COLOURS ARE PROVIDED ONLY TO DIFFERENTIATE BETWEEN OVERLAPPING LIMITS)
- COMMENCEMENT OF HIGHWAY WORKS
- TRANSITION OF HIGHWAY WORKS
- TERMINATION OF HIGHWAY WORKS
- PROPOSED NEW BRIDGE
- CONSTRUCTION COMPOUND
- PARISH BOUNDARY
- AREA EXCLUDED FROM ORDER LIMITS

NOTES

Purpose of use
FOR DCO SUBMISSION

Development Consent Order Number / Document
TR010040/APP/2.3

1. THESE PLANS SHOULD BE READ IN CONJUNCTION WITH SCHEDULE 1 (AUTHORISED DEVELOPMENT) TO THE DEVELOPMENT CONSENT ORDER (APPLICATION DOCUMENT REFERENCE TR010040/APP/3.1), THE LAND PLANS (APPLICATION DOCUMENT REFERENCE TR010040/APP/2.2 AND THE ENGINEERING DRAWINGS AND SECTIONS (APPLICATION DOCUMENT REFERENCE TR010040/APP/2.5).
2. THE PROPOSED WORKS WILL BE SUBJECT TO DETAILED DESIGN DEVELOPMENT. ANY CHANGES WILL BE LIMITED TO BEING WITHIN THE ORDER LIMITS OR THE RELEVANT LIMITS OF DEVIATION WHERE NOT COINCIDENT WITH THE ORDER LIMITS AND SUBJECT TO THE REQUIREMENTS OF SCHEDULE 2 TO THE DEVELOPMENT CONSENT ORDER (APPLICATION DOCUMENT REFERENCE TR010040/APP/3.1).



P01	09/12/20	FOR DCO SUBMISSION	BSim	PE	SMay
REV	DATE	REVISION NOTE	ORG	CHKD	APPD

DESIGNER
SWECO

CONTRACTOR
GallifordTry

CLIENT
highways england

PROJECT TITLE
A47 BLOFIELD TO NORTH BURLINGHAM DUALLING

PROJECT STAGE
PCF STAGE 3

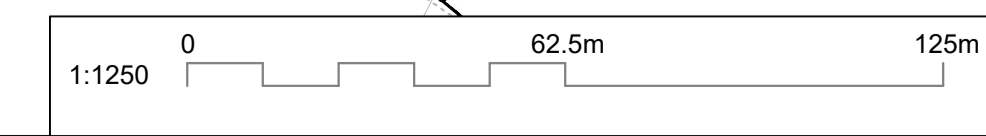
DRAWING TITLE
WORKS PLANS REGULATION 5(2)(j) SHEET 2 OF 8

SUITABILITY
SUITABLE FOR INFORMATION

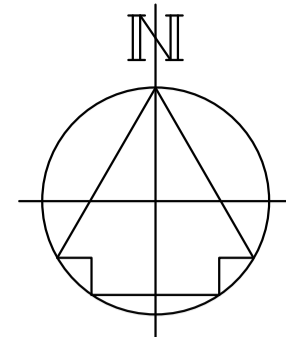
SHEET SIZE A3	SCALE 1:1250	STATUS S2	REVISION P01
-------------------------	------------------------	---------------------	------------------------

DRAWING NUMBER
HE551490-GTY-LSI-000-DR-ZL-30002

© Crown copyright and database rights 2020 Ordnance Survey 100030649. Use of this data is subject to terms and conditions.



This drawing should not be relied on or used in circumstances other than those for which it was originally prepared and for which Sweco UK Ltd was commissioned. Sweco UK Ltd accepts no responsibility for this drawing to any party other than the person by whom it was commissioned. This drawing has been prepared on behalf of Galliford Try by Sweco UK Ltd for the titled project and should not be relied upon or used for any other project without an independent check being carried out as to its suitability and prior written authority of Galliford Try being obtained. Sweco UK Ltd accepts no responsibility or liability for the consequences of this drawing being used for a purpose other than the purposes for which it was commissioned. Any person using or relying on this drawing for such other purpose agrees, and will by such use or reliance be taken to confirm his/her agreement, to indemnify Sweco UK Ltd for all loss or damage resulting therefrom.



KEY:

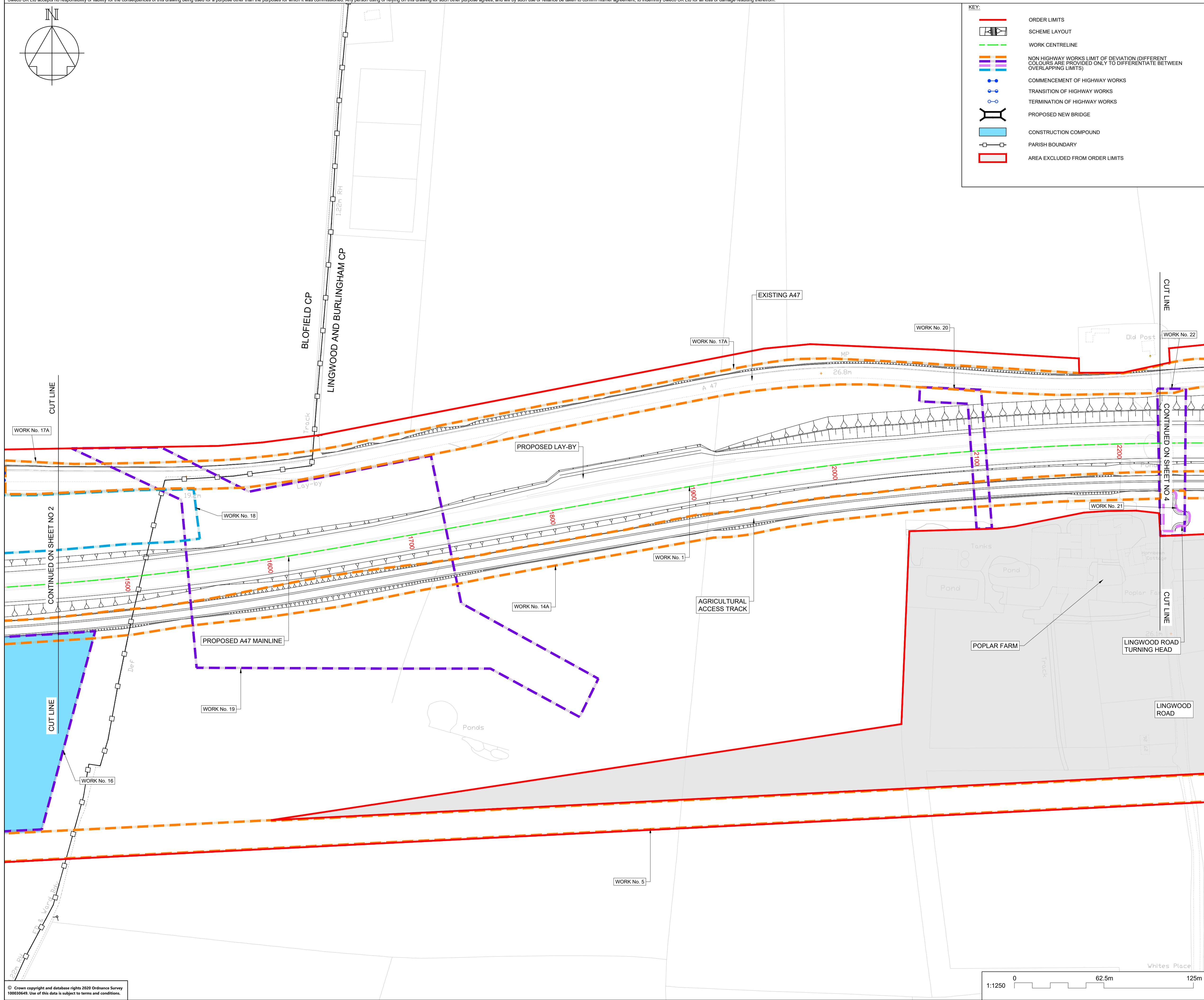
- ORDER LIMITS
- SCHEME LAYOUT
- WORK CENTRELINE
- NON HIGHWAY WORKS LIMIT OF DEVIATION (DIFFERENT COLOURS ARE PROVIDED ONLY TO DIFFERENTIATE BETWEEN OVERLAPPING LIMITS)
- COMMENCEMENT OF HIGHWAY WORKS
- TERMINATION OF HIGHWAY WORKS
- PROPOSED NEW BRIDGE
- CONSTRUCTION COMPOUND
- PARISH BOUNDARY
- AREA EXCLUDED FROM ORDER LIMITS

NOTES

Purpose of use
FOR DCO SUBMISSION

Development Consent Order Number / Document
TR010040/APP/2.3

1. THESE PLANS SHOULD BE READ IN CONJUNCTION WITH SCHEDULE 1 (AUTHORISED DEVELOPMENT) TO THE DEVELOPMENT CONSENT ORDER (APPLICATION DOCUMENT REFERENCE TR010040/APP/3.1), THE LAND PLANS (APPLICATION DOCUMENT REFERENCE TR010040/APP/2.2 AND THE ENGINEERING DRAWINGS AND SECTIONS (APPLICATION DOCUMENT REFERENCE TR010040/APP/2.5).
2. THE PROPOSED WORKS WILL BE SUBJECT TO DETAILED DESIGN DEVELOPMENT. ANY CHANGES WILL BE LIMITED TO BEING WITHIN THE ORDER LIMITS OR THE RELEVANT LIMITS OF DEVIATION WHERE NOT COINCIDENT WITH THE ORDER LIMITS AND SUBJECT TO THE REQUIREMENTS OF SCHEDULE 2 TO THE DEVELOPMENT CONSENT ORDER (APPLICATION DOCUMENT REFERENCE TR010040/APP/3.1).



P01	09/12/20	FOR DCO SUBMISSION	BSim	PE	SMay
REV	DATE	REVISION NOTE	ORG	CHKD	APPD

DESIGNER
SWECO

CONTRACTOR
GallifordTry

CLIENT
highways england

PROJECT TITLE
A47 BLOFIELD TO NORTH BURLINGHAM DUALLING

PROJECT STAGE
PCF STAGE 3

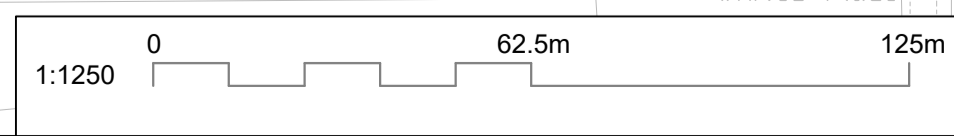
DRAWING TITLE
WORKS PLANS REGULATION 5(2)(j) SHEET 3 OF 8

SUITABILITY
SUITABLE FOR INFORMATION

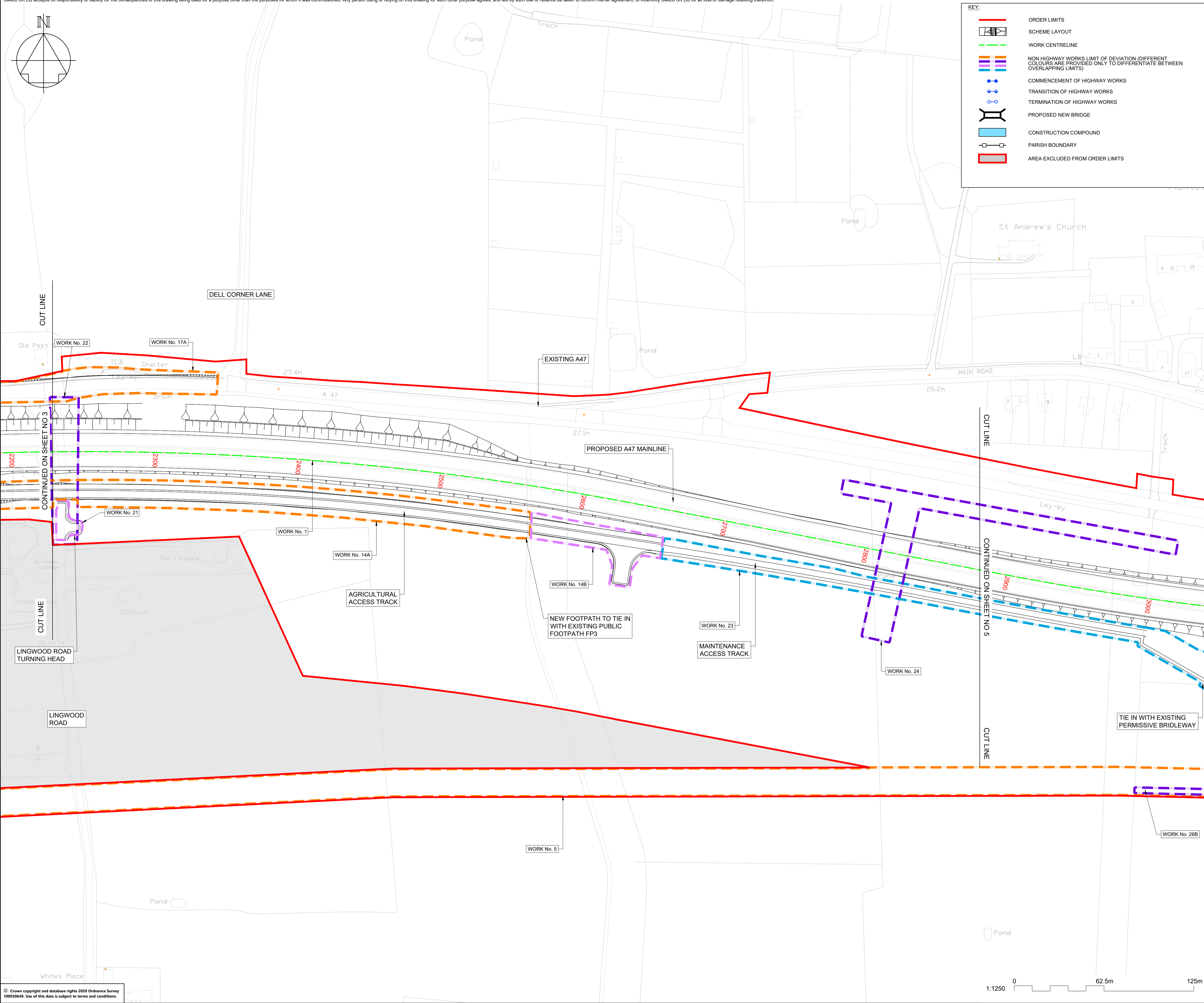
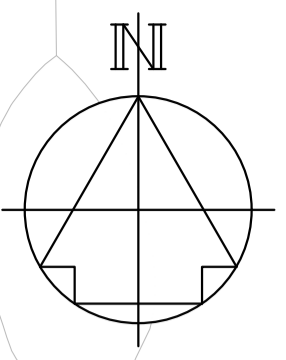
SHEET SIZE A3	SCALE 1:1250	STATUS S2	REVISION P01
-------------------------	------------------------	---------------------	------------------------

DRAWING NUMBER
HE551490-GTY-LSI-000-DR-ZL-30003

© Crown copyright and database rights 2020 Ordnance Survey 100030445. Use of this data is subject to terms and conditions.



This drawing should not be relied on or used in circumstances other than those for which it was originally prepared and for which Sweco UK Ltd was commissioned. Sweco UK Ltd accepts no responsibility for this drawing to any party other than the person by whom it was commissioned. This drawing has been prepared on behalf of Galliford Try by Sweco UK Ltd for the titled project or named part thereof and should not be relied upon or used for any other project without an independent check being carried out as to its suitability and prior written authority of Galliford Try being obtained. Sweco UK Ltd accepts no responsibility or liability for the consequences of this drawing being used for a purpose other than the purposes for which it was commissioned. Any person using or relying on this drawing for such other purpose agrees, and will by such use or reliance be taken to confirm his/her agreement, to indemnify Sweco UK Ltd for all loss or damage resulting therefrom.



KEY:

	ORDER LIMITS
	SCHEME LAYOUT
	WORK CENTRELINE
	NON HIGHWAY WORKS LIMIT OF DEVIATION (DIFFERENT COLOURS ARE PROVIDED ONLY TO DIFFERENTIATE BETWEEN OVERLAPPING LIMITS)
	COMMENCEMENT OF HIGHWAY WORKS
	TERMINATION OF HIGHWAY WORKS
	PROPOSED NEW BRIDGE
	CONSTRUCTION COMPOUND
	PARISH BOUNDARY
	AREA EXCLUDED FROM ORDER LIMITS

NOTES

Purpose of use
FOR DCO SUBMISSION

Development Consent Order Number / Document
TR010040/APP/2.3

- THESE PLANS SHOULD BE READ IN CONJUNCTION WITH SCHEDULE 1 (AUTHORISED DEVELOPMENT) TO THE DEVELOPMENT CONSENT ORDER (APPLICATION DOCUMENT REFERENCE TR010040/APP/3.1), THE LAND PLANS (APPLICATION DOCUMENT REFERENCE TR010040/APP/2.2 AND THE ENGINEERING DRAWINGS AND SECTIONS (APPLICATION DOCUMENT REFERENCE TR010040/APP/2.5).
- THE PROPOSED WORKS WILL BE SUBJECT TO DETAILED DESIGN DEVELOPMENT. ANY CHANGES WILL BE LIMITED TO BEING WITHIN THE ORDER LIMITS OR THE RELEVANT LIMITS OF DEVIATION WHERE NOT COINCIDENT WITH THE ORDER LIMITS AND SUBJECT TO THE REQUIREMENTS OF SCHEDULE 2 TO THE DEVELOPMENT CONSENT ORDER (APPLICATION DOCUMENT REFERENCE TR010040/APP/3.1).

P01	09/12/20	FOR DCO SUBMISSION	Bsim	PE	SMay
REV	DATE	REVISION NOTE	ORG	CHKD	APPD

DESIGNER

CONTRACTOR

CLIENT

PROJECT TITLE

A47 BLOFIELD TO NORTH BURLINGHAM DUALLING

PROJECT STAGE

PCF STAGE 3

DRAWING TITLE

**WORKS PLANS
REGULATION 5(2)(j)
SHEET 4 OF 8**

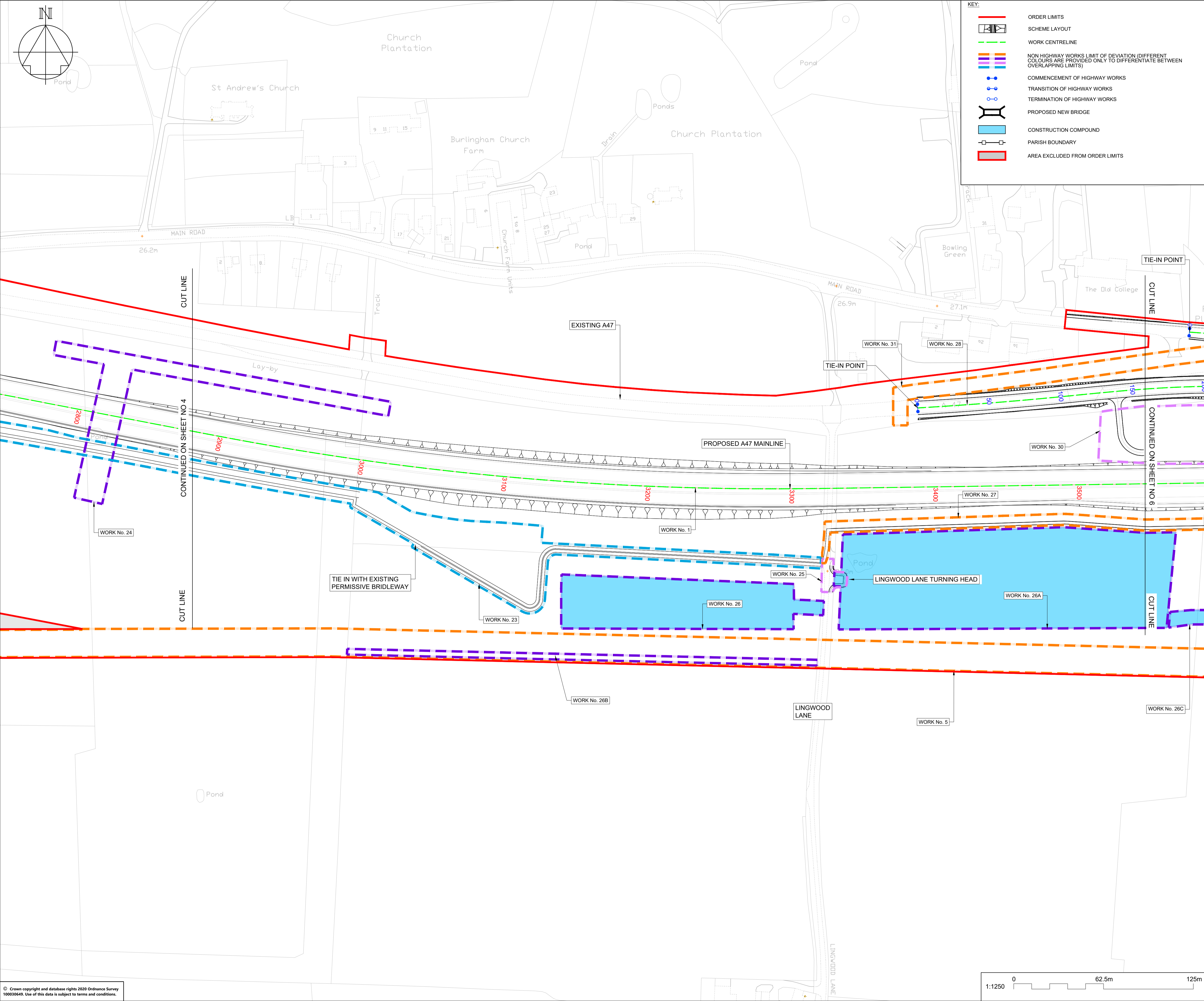
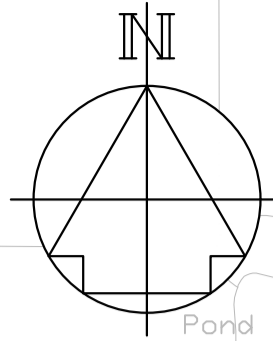
SUITABILITY

SUITABLE FOR INFORMATION

SHEET SIZE	SCALE	STATUS	REVISION
A3	1:1250	S2	P01

DRAWING NUMBER
HE551490-GTY-LSI-000-DR-ZL-30004

This drawing should not be relied on or used in circumstances other than those for which it was originally prepared and for which Sweco UK Ltd was commissioned. Sweco UK Ltd accepts no responsibility for this drawing to any party other than the person by whom it was commissioned. This drawing has been prepared on behalf of Galliford Try by Sweco UK Ltd for the titled project or named part thereof and should not be relied upon or used for any other project without an independent check being carried out as to its suitability and prior written authority of Galliford Try being obtained. Sweco UK Ltd accepts no responsibility or liability for the consequences of this drawing being used for a purpose other than the purposes for which it was commissioned. Any person using or relying on this drawing for such other purpose agrees, and will by such use or reliance be taken to confirm his/her agreement, to indemnify Sweco UK Ltd for all loss or damage resulting therefrom.



KEY:

- ORDER LIMITS
- SCHEME LAYOUT
- WORK CENTRELINE
- NON HIGHWAY WORKS LIMIT OF DEVIATION (DIFFERENT COLOURS ARE PROVIDED ONLY TO DIFFERENTIATE BETWEEN OVERLAPPING LIMITS)
- COMMENCEMENT OF HIGHWAY WORKS
- TERMINATION OF HIGHWAY WORKS
- PROPOSED NEW BRIDGE
- CONSTRUCTION COMPOUND
- PARISH BOUNDARY
- AREA EXCLUDED FROM ORDER LIMITS

NOTES

Purpose of use
FOR DCO SUBMISSION

Development Consent Order Number / Document
TR010040/APP/2.3

1. THESE PLANS SHOULD BE READ IN CONJUNCTION WITH SCHEDULE 1 (AUTHORISED DEVELOPMENT) TO THE DEVELOPMENT CONSENT ORDER (APPLICATION DOCUMENT REFERENCE TR010040/APP/3.1), THE LAND PLANS (APPLICATION DOCUMENT REFERENCE TR010040/APP/2.2 AND THE ENGINEERING DRAWINGS AND SECTIONS (APPLICATION DOCUMENT REFERENCE TR010040/APP/2.5).

2. THE PROPOSED WORKS WILL BE SUBJECT TO DETAILED DESIGN DEVELOPMENT. ANY CHANGES WILL BE LIMITED TO BEING WITHIN THE ORDER LIMITS OR THE RELEVANT LIMITS OF DEVIATION WHERE NOT COINCIDENT WITH THE ORDER LIMITS AND SUBJECT TO THE REQUIREMENTS OF SCHEDULE 2 TO THE DEVELOPMENT CONSENT ORDER (APPLICATION DOCUMENT REFERENCE TR010040/APP/3.1).

REV	DATE	REVISION NOTE	ORG	CHKD	APPD
P01	09/12/20	FOR DCO SUBMISSION	BSim	PE	SMay

DESIGNER
SWECO

CONTRACTOR
GallifordTry

CLIENT
**highways
england**

PROJECT TITLE
**A47 BLOFIELD TO
NORTH BURLINGHAM DUALLING**

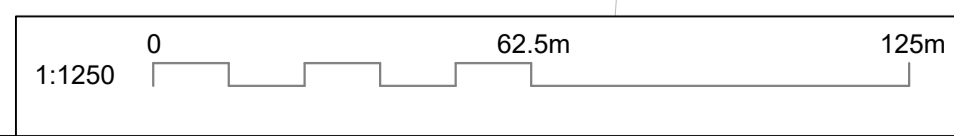
PROJECT STAGE
PCF STAGE 3

DRAWING TITLE
**WORKS PLANS
REGULATION 5(2)(j)
SHEET 5 OF 8**

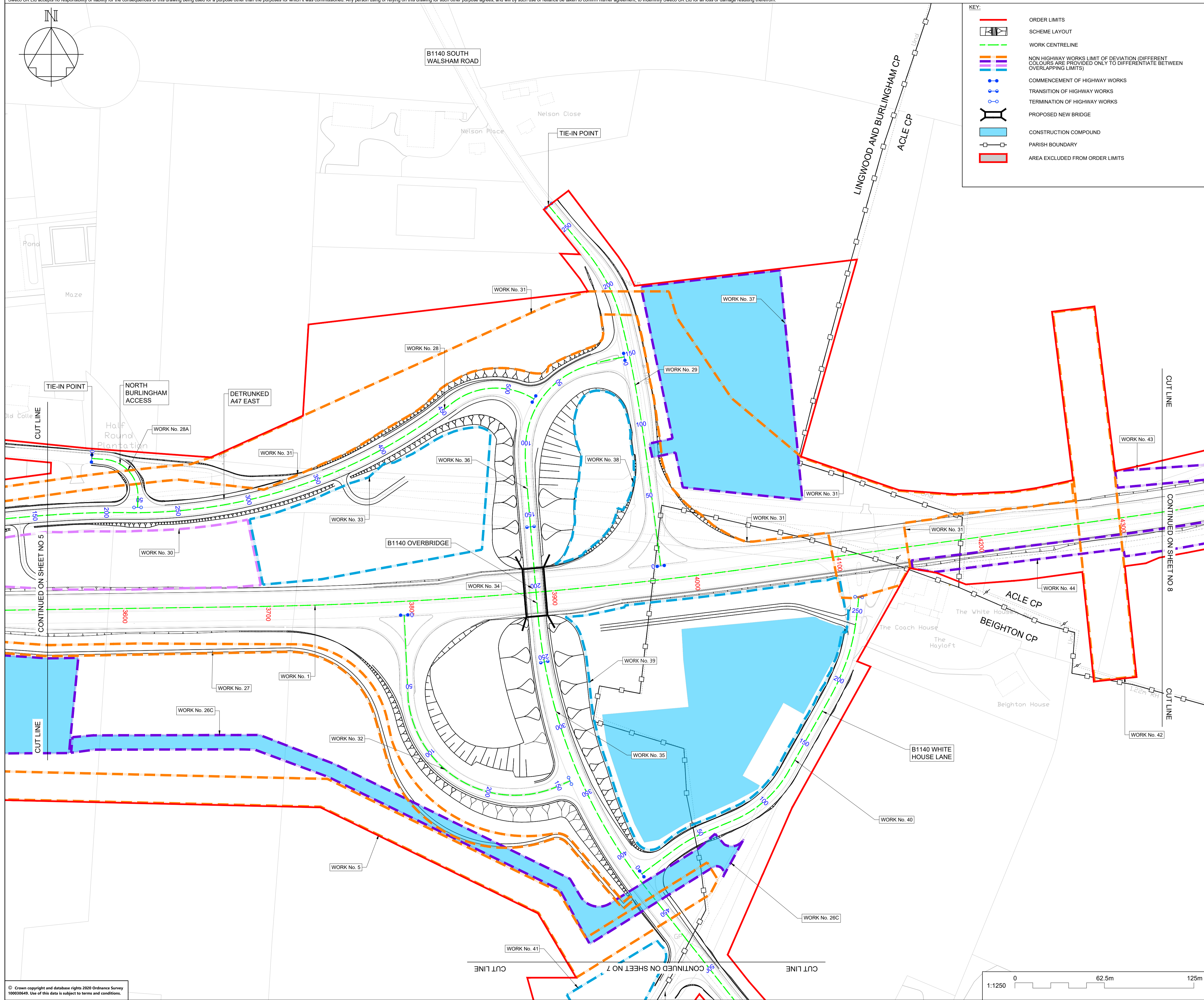
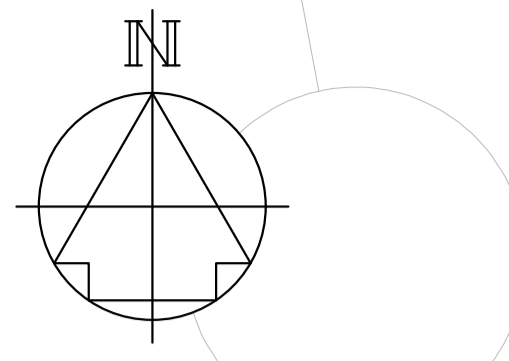
SUITABILITY
SUITABLE FOR INFORMATION

SHEET SIZE	SCALE	STATUS	REVISION
A3	1:1250	S2	P01

DRAWING NUMBER
HE551490-GTY-LSI-000-DR-ZL-30005



This drawing should not be relied on or used in circumstances other than those for which it was originally prepared and for which Sweco UK Ltd was commissioned. Sweco UK Ltd accepts no responsibility for this drawing to any party other than the person by whom it was commissioned. This drawing has been prepared on behalf of Galliford Try by Sweco UK Ltd for the titled project or named part thereof and should not be relied upon or used for any other project without an independent check being carried out as to its suitability and prior written authority of Galliford Try being obtained. Sweco UK Ltd accepts no responsibility or liability for the consequences of this drawing being used for a purpose other than the purposes for which it was commissioned. Any person using or relying on this drawing for such other purpose agrees, and will by such use or reliance be taken to confirm his/her agreement, to indemnify Sweco UK Ltd for all loss or damage resulting therefrom.



KEY:

- ORDER LIMITS
- SCHEME LAYOUT
- WORK CENTRELINE
- NON HIGHWAY WORKS LIMIT OF DEVIATION (DIFFERENT COLOURS ARE PROVIDED ONLY TO DIFFERENTIATE BETWEEN OVERLAPPING LIMITS)
- COMMENCEMENT OF HIGHWAY WORKS
- TRANSITION OF HIGHWAY WORKS
- TERMINATION OF HIGHWAY WORKS
- PROPOSED NEW BRIDGE
- CONSTRUCTION COMPOUND
- PARISH BOUNDARY
- AREA EXCLUDED FROM ORDER LIMITS

NOTES

Purpose of use
FOR DCO SUBMISSION

Development Consent Order Number / Document
TR010040/APP/2.3

1. THESE PLANS SHOULD BE READ IN CONJUNCTION WITH SCHEDULE 1 (AUTHORISED DEVELOPMENT) TO THE DEVELOPMENT CONSENT ORDER (APPLICATION DOCUMENT REFERENCE TR010040/APP/3.1), THE LAND PLANS (APPLICATION DOCUMENT REFERENCE TR010040/APP/2.2 AND THE ENGINEERING DRAWINGS AND SECTIONS (APPLICATION DOCUMENT REFERENCE TR010040/APP/2.5).
2. THE PROPOSED WORKS WILL BE SUBJECT TO DETAILED DESIGN DEVELOPMENT. ANY CHANGES WILL BE LIMITED TO BEING WITHIN THE ORDER LIMITS OR THE RELEVANT LIMITS OF DEVIATION WHERE NOT COINCIDENT WITH THE ORDER LIMITS AND SUBJECT TO THE REQUIREMENTS OF SCHEDULE 2 TO THE DEVELOPMENT CONSENT ORDER (APPLICATION DOCUMENT REFERENCE TR010040/APP/3.1).

REV	DATE	REVISION NOTE	ORG	CHKD	APPD
P01	09/12/20	FOR DCO SUBMISSION	BSim	PE	SMay

DESIGNER
SWECO

CONTRACTOR
GallifordTry

CLIENT
highways england

PROJECT TITLE
A47 BLOFIELD TO NORTH BURLINGHAM DUALLING

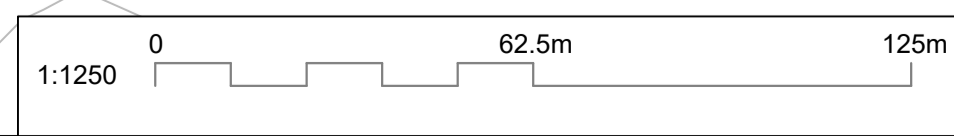
PROJECT STAGE
PCF STAGE 3

DRAWING TITLE
WORKS PLANS REGULATION 5(2)(j) SHEET 6 OF 8

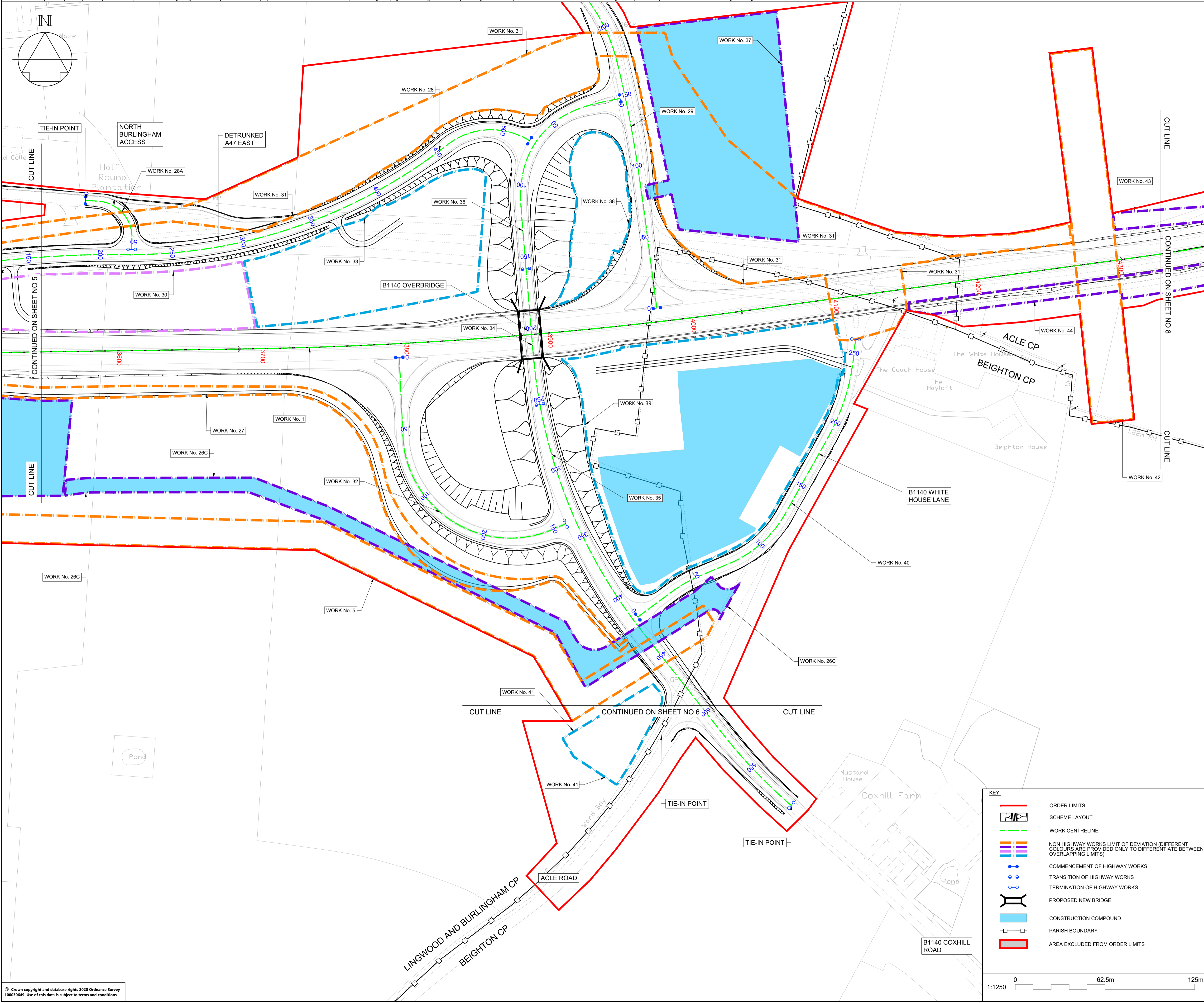
SUITABILITY
SUITABLE FOR INFORMATION

SHEET SIZE A3	SCALE 1:1250	STATUS S2	REVISION P01
-------------------------	------------------------	---------------------	------------------------

DRAWING NUMBER
HE551490-GTY-LSI-000-DR-ZL-30006



This drawing should not be relied on or used in circumstances other than those for which it was originally prepared and for which Sweco UK Ltd was commissioned. Sweco UK Ltd accepts no responsibility for this drawing to any party other than the person by whom it was commissioned. This drawing has been prepared on behalf of Galliford Try by Sweco UK Ltd for the titled project or named part thereof and should not be relied upon or used for any other project without an independent check being carried out as to its suitability and prior written authority of Galliford Try being obtained. Sweco UK Ltd accepts no responsibility or liability for the consequences of this drawing being used for a purpose other than the purposes for which it was commissioned. Any person using or relying on this drawing for such other purpose agrees, and will by such use or reliance be taken to confirm his/her agreement, to indemnify Sweco UK Ltd for all loss or damage resulting therefrom.



NOTES

Purpose of use
FOR DCO SUBMISSION

Development Consent Order Number / Document
TR010040/APP/2.3

1. THESE PLANS SHOULD BE READ IN CONJUNCTION WITH SCHEDULE 1 (AUTHORISED DEVELOPMENT) TO THE DEVELOPMENT CONSENT ORDER (APPLICATION DOCUMENT REFERENCE TR010040/APP/3.1), THE LAND PLANS (APPLICATION DOCUMENT REFERENCE TR010040/APP/2.2 AND THE ENGINEERING DRAWINGS AND SECTIONS (APPLICATION DOCUMENT REFERENCE TR010040/APP/2.5).
2. THE PROPOSED WORKS WILL BE SUBJECT TO DETAILED DESIGN DEVELOPMENT. ANY CHANGES WILL BE LIMITED TO BEING WITHIN THE ORDER LIMITS OR THE RELEVANT LIMITS OF DEVIATION WHERE NOT COINCIDENT WITH THE ORDER LIMITS AND SUBJECT TO THE REQUIREMENTS OF SCHEDULE 2 TO THE DEVELOPMENT CONSENT ORDER (APPLICATION DOCUMENT REFERENCE TR010040/APP/3.1).

P01	09/12/20	FOR DCO SUBMISSION	BSim	PE	SMay
REV	DATE	REVISION NOTE	ORG	CHKD	APPD

DESIGNER
SWECO

CONTRACTOR
GallifordTry

CLIENT
highways england

PROJECT TITLE
A7 BLOFIELD TO NORTH BURLINGHAM DUALLING

PROJECT STAGE
PCF STAGE 3

DRAWING TITLE
**WORKS PLANS
REGULATION 5(2)(j)
SHEET 7 OF 8**

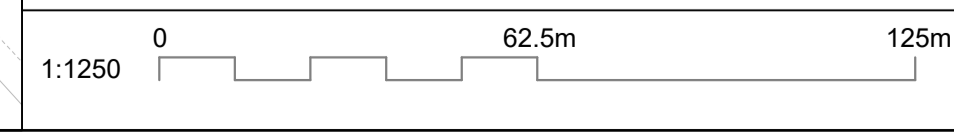
SUITABILITY
SUITABLE FOR INFORMATION

SHEET SIZE A3	SCALE 1:1250	STATUS S2	REVISION P01
-------------------------	------------------------	---------------------	------------------------

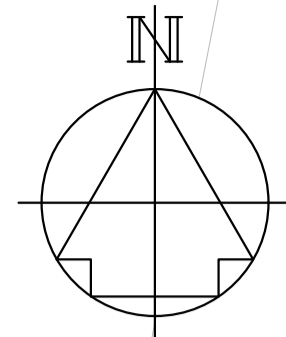
DRAWING NUMBER
HE551490-GTY-LSI-000-DR-ZL-30007

KEY:

- ORDER LIMITS
- SCHEME LAYOUT
- WORK CENTRELINE
- NON HIGHWAY WORKS LIMIT OF DEVIATION (DIFFERENT COLOURS ARE PROVIDED ONLY TO DIFFERENTIATE BETWEEN OVERLAPPING LIMITS)
- COMMENCEMENT OF HIGHWAY WORKS
- TRANSITION OF HIGHWAY WORKS
- TERMINATION OF HIGHWAY WORKS
- PROPOSED NEW BRIDGE
- CONSTRUCTION COMPOUND
- PARISH BOUNDARY
- AREA EXCLUDED FROM ORDER LIMITS



This drawing should not be relied on or used in circumstances other than those for which it was originally prepared and for which Sweco UK Ltd was commissioned. Sweco UK Ltd accepts no responsibility for this drawing to any party other than the person by whom it was commissioned. This drawing has been prepared on behalf of Galliford Try by Sweco UK Ltd for the titled project or named part thereof and should not be relied upon or used for any other project without an independent check being carried out as to its suitability and prior written authority of Galliford Try being obtained. Sweco UK Ltd accepts no responsibility or liability for the consequences of this drawing being used for a purpose other than the purposes for which it was commissioned. Any person using or relying on this drawing for such other purpose agrees, and will by such use or reliance be taken to confirm his/her agreement, to indemnify Sweco UK Ltd for all loss or damage resulting therefrom.



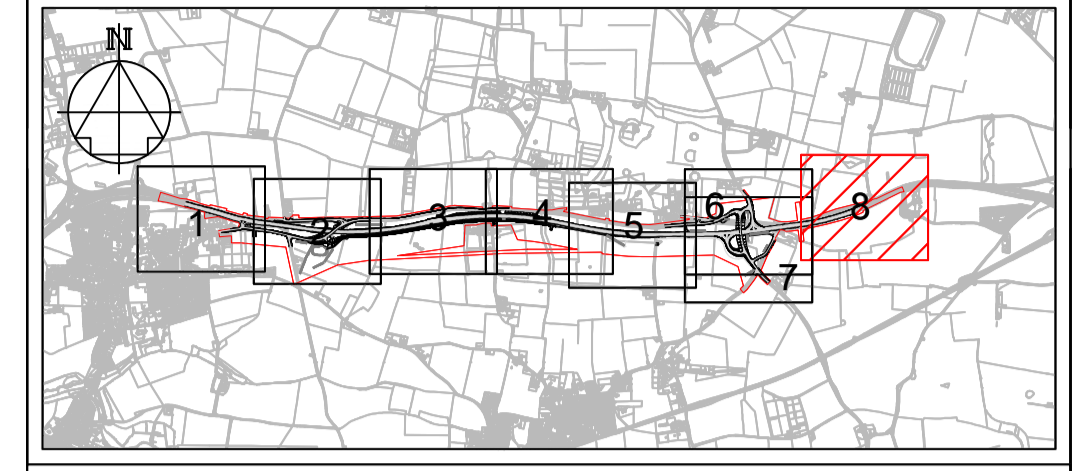
KEY:

- ORDER LIMITS
- SCHEME LAYOUT
- - - WORK CENTRELINE
- NON-HIGHWAY WORKS LIMIT OF DEVIATION (DIFFERENT COLOURS ARE PROVIDED ONLY TO DIFFERENTIATE BETWEEN OVERLAPPING LIMITS)
- COMMENCEMENT OF HIGHWAY WORKS
- TERMINATION OF HIGHWAY WORKS
- PROPOSED NEW BRIDGE
- CONSTRUCTION COMPOUND
- PARISH BOUNDARY
- AREA EXCLUDED FROM ORDER LIMITS

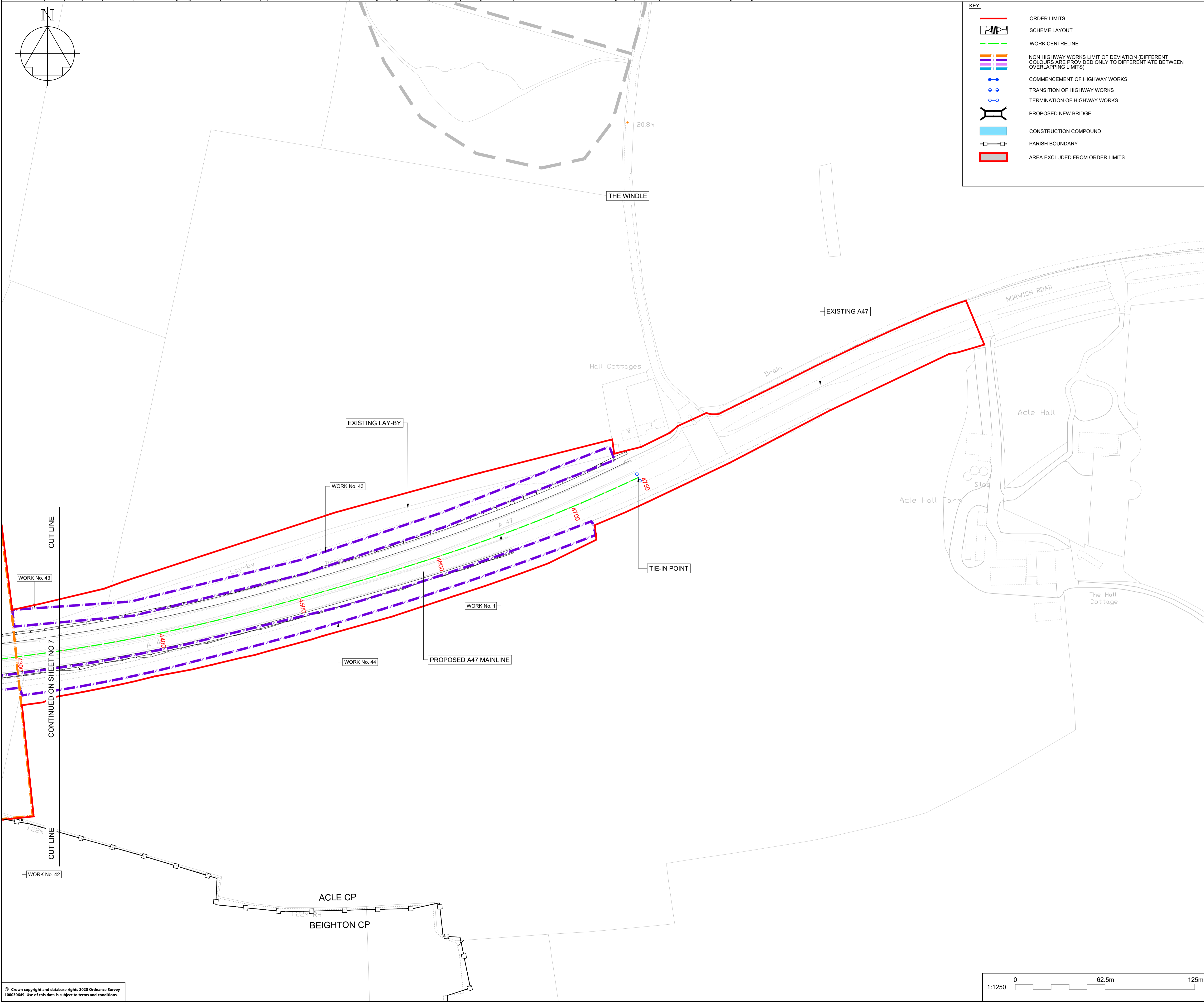
NOTES

Purpose of use
FOR DCO SUBMISSION

Development Consent Order Number / Document
TR010040/APP/2.3



1. THESE PLANS SHOULD BE READ IN CONJUNCTION WITH SCHEDULE 1 (AUTHORISED DEVELOPMENT) TO THE DEVELOPMENT CONSENT ORDER (APPLICATION DOCUMENT REFERENCE TR010040/APP/3.1), THE LAND PLANS (APPLICATION DOCUMENT REFERENCE TR010040/APP/2.2 AND THE ENGINEERING DRAWINGS AND SECTIONS (APPLICATION DOCUMENT REFERENCE TR010040/APP/2.5).
2. THE PROPOSED WORKS WILL BE SUBJECT TO DETAILED DESIGN DEVELOPMENT. ANY CHANGES WILL BE LIMITED TO BEING WITHIN THE ORDER LIMITS OR THE RELEVANT LIMITS OF DEVIATION WHERE NOT COINCIDENT WITH THE ORDER LIMITS AND SUBJECT TO THE REQUIREMENTS OF SCHEDULE 2 TO THE DEVELOPMENT CONSENT ORDER (APPLICATION DOCUMENT REFERENCE TR010040/APP/3.1).



REV	DATE	REVISION NOTE	ORG	CHKD	APPD
P01	09/12/20	FOR DCO SUBMISSION	BSim	PE	SMay

DESIGNER
SWECO

CONTRACTOR
GallifordTry

CLIENT
highways england

PROJECT TITLE
A47 BLOFIELD TO NORTH BURLINGHAM DUALLING

PROJECT STAGE
PCF STAGE 3

DRAWING TITLE
**WORKS PLANS
REGULATION 5(2)(j)
SHEET 8 OF 8**

SUITABILITY
SUITABLE FOR INFORMATION

SHEET SIZE A3	SCALE 1:1250	STATUS S2	REVISION P01
-------------------------	------------------------	---------------------	------------------------

DRAWING NUMBER
HE551490-GTY-LSI-000-DR-ZL-30008

